



## New TZ, smart comfort in a compact unit

- Compact and elegant design with only 779mm wide
- Simple installation, easy maintenance
- Built-in WLAN for internet and voice control
- Infrared Sky Controller
- Cleaner air with PM2,5 filter
- Super Quiet! Only 20dB(A)
- More comfort with Aerowings
- High energy savings



## New Wall-mounted TZ super-compact



### 1 New super-compact design

The new compact design of the indoor units have a width of just 779 mm. This allows for more installation possibilities, including the limiting space above a door. Meticulously designed for both installer and user benefit, installation time of the new TZ has been dramatically decreased.

The inner workings of the unit have also been redesigned to make maintenance quicker and easier. Electronics and wiring components are now on just one side of the unit to simplify maintenance.

### 3 PM2,5

Particulate matter (PM2,5) can be found suspended in the air, including dust, dirt, smoke and liquid droplets. The filter can catch PM2,5 particles including hazardous pollutants as well as house dust and pollen and it is able to maintain clean the air of the room.

### 2 Built-in WLAN and compatible with Voice Assistant

Ready to connect the unit to internet to be controlled by smartphone with Panasonic Comfort Cloud App. Control, monitor, easy schedule with easy interface. By connecting Panasonic Comfort Cloud the unit can be managed by the Google Assistant or Amazon Alexa\*.

\* Amazon, Alexa and all related logos are trademarks of Amazon.com, Inc. or its affiliates  
Google, Android, Google Play and Google Home are trademarks of Google LLC.

### 4 Stylish infrared control

Enjoy innovative design at your fingertips with the new stylish and sleek Backlit Sky Controller. Bigger screen and easier to use.




### Aerowings

To increase comfort level, TZ indoor units include Aerowings.

#### Superior airflow control.


Aerowings features two independent blades that give you more control over the direction of the airflow. Without Aerowings, with direct airflow, the target never changes, so you can easily begin to feel too cold as you are subjected to the continuous icy blast.



#### Comfort that goes on and on with Shower Cooling.

When the Aerowings twin blades direct air towards the ceiling they create the Shower Cooling effect. This ensures cool air is evenly distributed throughout the room and you can stay comfortable without experiencing continuous direct cooling.

Panasonic Air Conditioners with Aerowings feature an indoor design with wider intake grille and super-high fan speed to produce bigger air volume.




The choice for the narrow spaces in your home.  
New TZ with R32 refrigerant powerful and efficient.



### Silent ambient and relaxing atmosphere 20dB(A)

We have succeeded in making one of the most silent air conditioners on the market. Panasonic Inverter air conditioner's indoor operating noise has been reduced as the Inverter constantly varies its output power to enable more precise temperature control.

\* 2,5 and 3,5kW models: In the Quiet Mode during cooling operation with low fan speed.



### WLAN compatible with Voice Assistant

With optional CZ-TACG1 and Panasonic Comfort Cloud app in your Smartphone manage all functions up to 200 units, have access to energy statistics, set up advance scheduling and define different access rights to other users. This works with Google Assistant and Amazon Alexa.\*

\* Google, Android, Google Play and Google Home are trademarks of Google LLC. Amazon, Alexa and all related logos are trademarks of Amazon.com, Inc. or its affiliates. Availability of Voice Assistant services varies depending on Country and Language. More information about set up procedures: <https://aircon.panasonic.com/connectivity/application.html>.

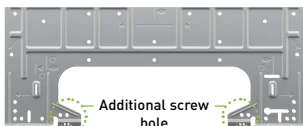


### New, super-compact units, redesigned for simple installation and maintenance

#### 1. Stronger installation plate.

The new models feature a stronger, solid installation plate that provides more stability and strength. For uneven surfaces, there are 2 additional screws to ensure a neat and secure installation.

#### Installation plate: Strong and solid.



#### Screw holder for uneven surface (screws not provided).



#### 5. Easy wire insertion & tightening.

The new models have combined 2 wire inserts into 1, ensuring front visibility and convenience while inserting wires from the back.

#### Single tunnel: easy wire insert.

#### Bigger working space for wiring connection.



#### 2. One-piece front grille.

The new model comes with a one-piece front grille design to make servicing easier. First, open the intake grille and remove the screws. Next, slide the three slider locks and remove the front grille.

#### One-piece front grille: Easy removal.


Slider locks: Easy to unlock / lock.



#### 6. Easy removal of PCB.

PCB removal is achieved in just 4 easy steps. Simply remove the control board cover, disconnect all connectors from the indicator, disconnect all connectors and pull out the main PCB.


#### Simple steps for PCB removal.



#### 3. Built-in support holder.

The new model features a built-in support holder, making installation easier and providing convenience and workspace improvements.

#### Convenient installation and serviceability.



#### 7. Easy / hidden installation of the WLAN adapter.

The latest model features a dedicated space for a network adapter. Easy to plug in, the guided wire slots allow for clear, easy installation and can be neatly tucked away - simple and out of sight!

\* Only for models without built-in network adapter.



#### 4. Easy access to drain hose & piping connection.


With larger piping space, pipes and insulations are securely and neatly hidden.

With the new visible piping storage, pipes can easily be inspected for leaks without lifting the unit.

#### Piping storage: 15 % larger.




#### Bigger working space.



#### 8. Cross flow fan removal.

The new models are carefully designed to make removal of cross flow fans easier compared to the previous models, saving valuable time.

#### Bigger diameter Ø100.



# New Wall-mounted TZ Super-compact Inverter • R32 Refrigerant



Built-in WLAN  
Panasonic Comfort  
Cloud for internet  
control.



Kit			KIT-TZ20-WKE	KIT-TZ25-WKE	KIT-TZ35-WKE	KIT-TZ42-WKE	KIT-TZ50-WKE	KIT-TZ60-WKE	KIT-TZ71-WKE
Cooling capacity	Nominal (Min - Max)	kW	2,00 [0,75 - 2,40]	2,50 [0,85 - 3,00]	3,50 [0,85 - 3,90]	4,20 [0,85 - 4,60]	5,00 [0,98 - 5,60]	6,00 [0,98 - 6,60]	7,10 [0,98 - 8,20]
<b>SEER<sup>2)</sup></b>			<b>7,00 A++</b>	<b>7,00 A++</b>	<b>6,80 A++</b>	<b>6,40 A++</b>	<b>6,90 A++</b>	<b>6,80 A++</b>	<b>6,20 A++</b>
Input power cooling	Nominal (Min - Max)	kW	0,49 [0,18 - 0,60]	0,65 [0,21 - 0,88]	0,98 [0,24 - 1,16]	1,25 [0,24 - 1,64]	1,60 [0,25 - 1,90]	1,85 [0,25 - 2,30]	2,24 [0,42 - 2,75]
Annual energy consumption <sup>3)</sup>		kWh/a	100	125	180	230	254	309	401
Heating capacity	Nominal (Min - Max)	kW	2,70 [0,70 - 3,60]	3,30 [0,80 - 4,10]	4,00 [0,80 - 5,10]	5,00 [0,80 - 6,80]	5,80 [0,98 - 7,50]	7,00 [0,98 - 8,20]	8,60 [0,98 - 9,90]
Heating capacity at -7°C		kW	2,14	2,70	3,30	3,90	4,62	4,90	6,13
<b>SCOP<sup>2)</sup></b>			<b>4,60 A++</b>	<b>4,60 A++</b>	<b>4,60 A++</b>	<b>4,00 A+</b>	<b>4,50 A+</b>	<b>4,30 A+</b>	<b>4,00 A+</b>
Input power heating	Nominal (Min - Max)	kW	0,65 [0,17 - 1,02]	0,79 [0,19 - 1,12]	0,99 [0,20 - 1,38]	1,34 [0,20 - 2,04]	1,70 [0,21 - 2,30]	1,90 [0,21 - 2,30]	2,45 [0,40 - 2,85]
Annual energy consumption <sup>3)</sup>		kWh/a	578	730	852	1260	1244	1433	1925
<b>Indoor unit</b>			<b>CS-TZ20WKEW</b>	<b>CS-TZ25WKEW</b>	<b>CS-TZ35WKEW</b>	<b>CS-TZ42WKEW</b>	<b>CS-TZ50WKEW</b>	<b>CS-TZ60WKEW</b>	<b>CS-TZ71WKEW</b>
Power source		V	230	230	230	230	230	230	230
Air volume	Cool/Heat	m <sup>3</sup> /min	10,3/10,8	11,0/11,5	11,8/12,3	12,5/13,2	12,5/13,2	20,9/21,9	22,1/22,9
Moisture removal volume		L/h	1,3	1,5	2,0	2,4	2,8	3,3	4,1
Sound pressure <sup>4)</sup>	Cool (Hi/Lo/Q-Lo)	dB(A)	37/25/20	40/26/20	42/30/20	44/31/29	44/37/33	45/37/34	47/38/35
	Heat (Hi/Lo/Q-Lo)	dB(A)	38/26/22	40/27/22	42/33/22	44/35/28	44/37/33	45/37/34	47/38/35
Dimension	H x W x D	mm	290 x 779 x 209	290 x 779 x 209	290 x 779 x 209	290 x 779 x 209	290 x 779 x 209	302 x 1102 x 244	302 x 1102 x 244
Net weight		kg	8	8	8	8	8	13	13
<b>Outdoor unit</b>			<b>CU-TZ20WKE</b>	<b>CU-TZ25WKE</b>	<b>CU-TZ35WKE</b>	<b>CU-TZ42WKE</b>	<b>CU-TZ50WKE</b>	<b>CU-TZ60WKE</b>	<b>CU-TZ71WKE</b>
Air volume	Cool/Heat	m <sup>3</sup> /min	29,7/29,7	30,0/28,9	28,7/29,7	30,4/30,8	32,7/32,7	34,0/34,0	44,7/45,9
Sound pressure <sup>4)</sup>	Cool/Heat (Hi)	dB(A)	46/47	47/48	48/50	49/51	48/49	49/51	52/54
Dimension <sup>5)</sup>	H x W x D	mm	542 x 780 x 289	542 x 780 x 289	542 x 780 x 289	542 x 780 x 289	619 x 824 x 299	619 x 824 x 299	695 x 875 x 320
Net weight		kg	24	25	31	31	36	36	50
Pipe length range		m	3~15	3~15	3~15	3~15	3~20	3~30	3~30
Elevation difference (in/out) <sup>6)</sup>		m	15	15	15	15	15	15	20
Refrigerant [R32]/CO <sub>2</sub> Eq.		kg/T	0,54/0,365	0,67/0,452	0,77/0,520	0,79/0,533	1,14/0,770	1,22/0,824	1,32/0,891
Operating range	Cool Min ~ Max	°C	-10 ~ +43	-10 ~ +43	-10 ~ +43	-10 ~ +43	-10 ~ +43	-10 ~ +43	-10 ~ +43
	Heat Min ~ Max	°C	-15 ~ +24	-15 ~ +24	-15 ~ +24	-15 ~ +24	-15 ~ +24	-15 ~ +24	-15 ~ +24

## Accessories

**CZ-CAPRA1** RAC interface adapter for integration into P-Link

## Accessories

**CZ-RD514C** Wired remote controller for Wall-mounted and Floor Console

1) EER and COP calculation is based in accordance to EN14511. 2) Energy Label Scale from A+++ to D. 3) The annual energy consumption is calculated in accordance to EU/626/2011. 4) The sound pressure of the indoor unit shows the value measured of a position 1m in front of the main body and 0,8m below the unit. For outdoor unit 1m in front and 1m in rear side of main body. The sound pressure is measured in accordance with JIS C 9612. Q-Lo: Quiet mode. Lo: The lowest set fan speed. 5) Add 70mm for piping port. 6) When installing the outdoor unit at a higher position than the indoor unit.



Our heat pumps containing the refrigerant R32 show a drastic reduction in the value of Global Warming Potential (GWP) compared with R410A refrigerant. — Seasonal efficiency in cooling will bring you saving all year while heating. Energy efficiency rank from A+++ to D. — Seasonal efficiency in heating will bring you saving all year while heating. Energy efficiency rank from A+++ to D. — Inverter Plus System classification highlight the Panasonic highest performing systems. — Panasonic R2 Rotary Compressor: Designed to withstand extreme conditions, it delivers high performance and efficiency. — Dust Collection Filter: This filter collects and retain particles suspended on the air, as result the air is cleaner in the room. — With Super Quiet technology our devices are much more quiet than a library (30dB(A)). — More comfort with Aerowings. Direct airflow to ceiling to create shower cooling effect by twin flap built in indoor. — More comfort with Aerowings. Direct airflow to ceiling to create shower cooling effect by twin flap built in indoor. — The Panasonic renewal system allows good quality existing R410A or R22 pipe work to be re-used whilst installing new high efficiency R32 systems. — The Panasonic renewal system allows good quality existing R410A or R22 pipe work to be re-used whilst installing new high efficiency R32 systems. — The communication port can be integrated into the indoor unit and provides easy connection to, and control of, your Panasonic heat pump to your home or building management system. — This unit is ready to connect to internet and be managed by smartphone, with a powerful and user friendly App to manage the comfort wherever you are. — Communication port to integrate the unit to home and building management systems most known standards. — 5 Years Warranty. We guarantee the outdoor unit compressors in the entire range for five years.

SEER and SCOP: For KIT-TZ20-WKE and KIT-TZ25-WKE. SUPER QUIET: For KIT-TZ20-WKE, KIT-TZ25-WKE and KIT-TZ35-WKE. INTERNET CONTROL: Built-in WLAN.

# Panasonic®

To find out how Panasonic cares for you, log on to [www.aircon.panasonic.eu/IE\\_en/](http://www.aircon.panasonic.eu/IE_en/)  
+353 (0)1 4195313  
+353 (0) 876005031

## Heating & Cooling Solutions

Panasonic Ireland. A branch of Panasonic Marketing Europe GmbH  
Unit 1, The Courtyard, Kilcarbery Business Park  
Nangor Road, Dublin 22

heating & cooling solutions